


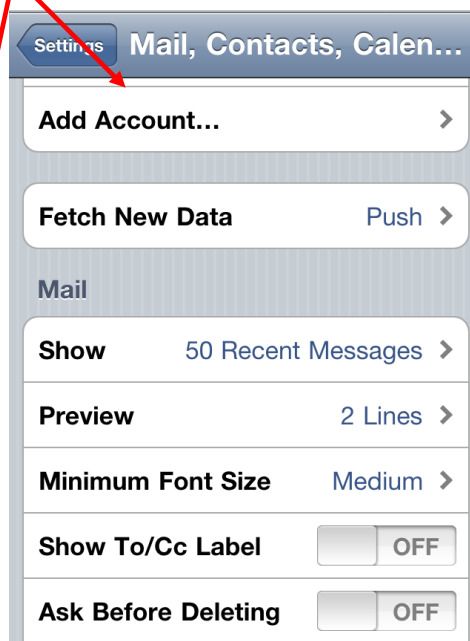


# Setting up Outlook on your iPhone



Tap settings

Then tap “Mail, Contacts, Calendars”,  
“Add Account...”, and “Microsoft Exchange”



Cancel Exchange Next

Email krickman@crandall-isd.net

Domain cisd

Username rickmank

Password ●●●●●●●●

**This is your entire email address.  
(ex. krickman@crandall-isd.net)**

**Domain is: CISD**

**Username is your network login**

**Password is the same password  
you use to login to the network.**

**Tap next**

Cancel Account Done

Email KRickman@crandall-isd.net

Server www.crandallemail.com

Domain cisd

Username rickmank

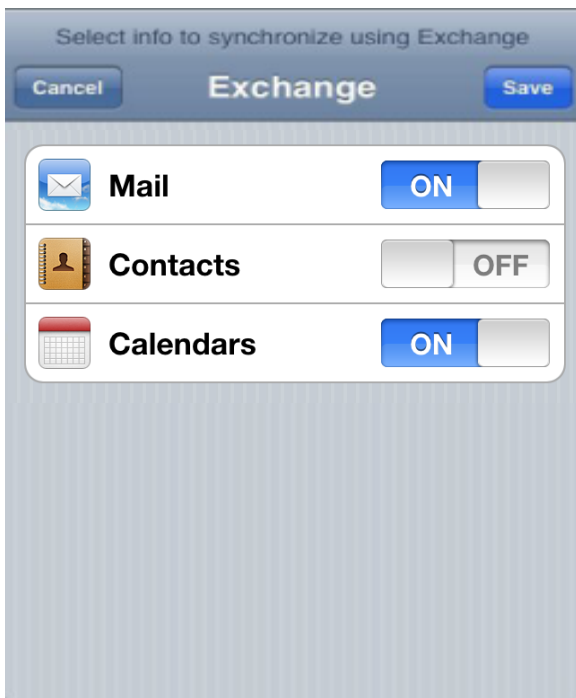
Password ●●●●●●●●

Description krickman@crandall-isd.net

Use SSL ON

**Server: www.crandallemail.com**

**Tap Done**



**When you see this page, select ON for mail and calendar and OFF for CONTACTS.**

**If you choose to sync your contacts you will possibly lose every number already stored in your phone that is not on your Outlook account.**

**Then select Save**

**Then open mail on your iPhone and it will automatically download your current messages.**